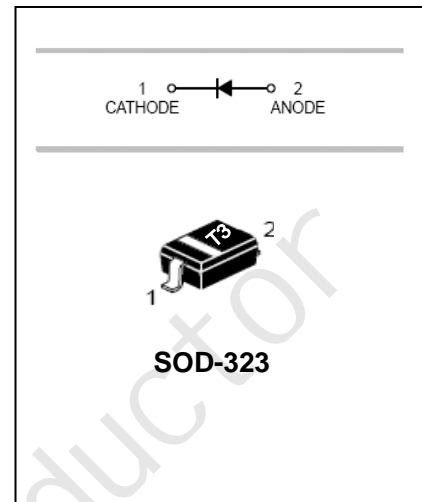


FEATURES

- Fast Switching Speed.
- Surface Mount Package Ideally Suited For Automatic Insertion
- For General Purpose Switching Applications
- High Conductance

APPLICATIONS

- Surface mount fast switching diode

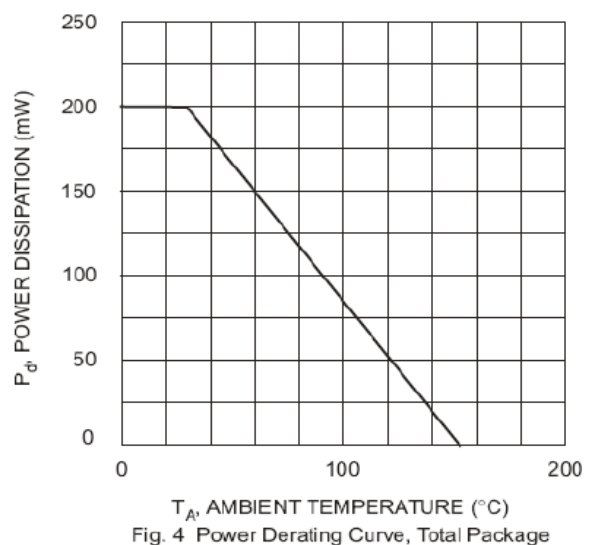
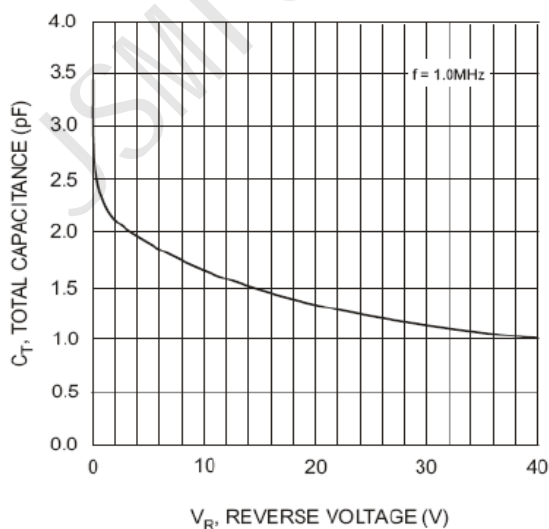
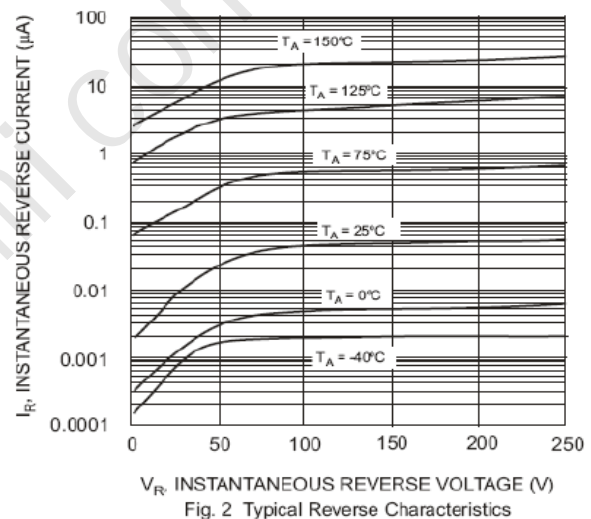
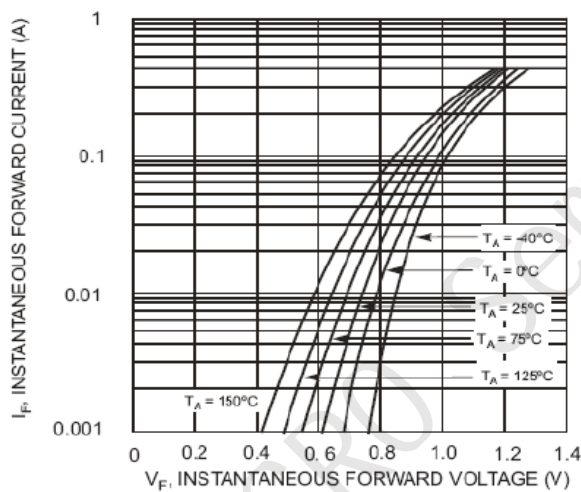


MAXIMUM RATING @ Ta=25°C unless otherwise specified

Characteristic	Symbol	BAS321	Unit
Repetitive Peak Reverse Voltage	V_{RRM}	250	V
Working Peak Reverse Voltage	V_{RWM}	200	V
DC Reverse Voltage	V_R	200	V
RMS Reverse Voltage	$V_{R(RMS)}$	141	V
Forward Continuous Current	I_{FM}	400	mA
Average Rectified Output Current	I_o	200	mA
Non-Repetitive Peak Forward Surge Current @t=1.0 μ s @t=1.0 s	I_{FSM}	2.5 0 .5	
Repetitive Peak Forward Surge Current	I_{FRM}	625	mA
Power Dissipation	P_d	200	mW
Thermal Resistance Junction to Ambient Air	$R_{\theta JA}$	625	°C/W
Operating and Storage Temperature Range	T_j, T_{STG}	-65 to +150	°C

ELECTRICAL CHARACTERISTICS @ Ta=25°C unless otherwise specified

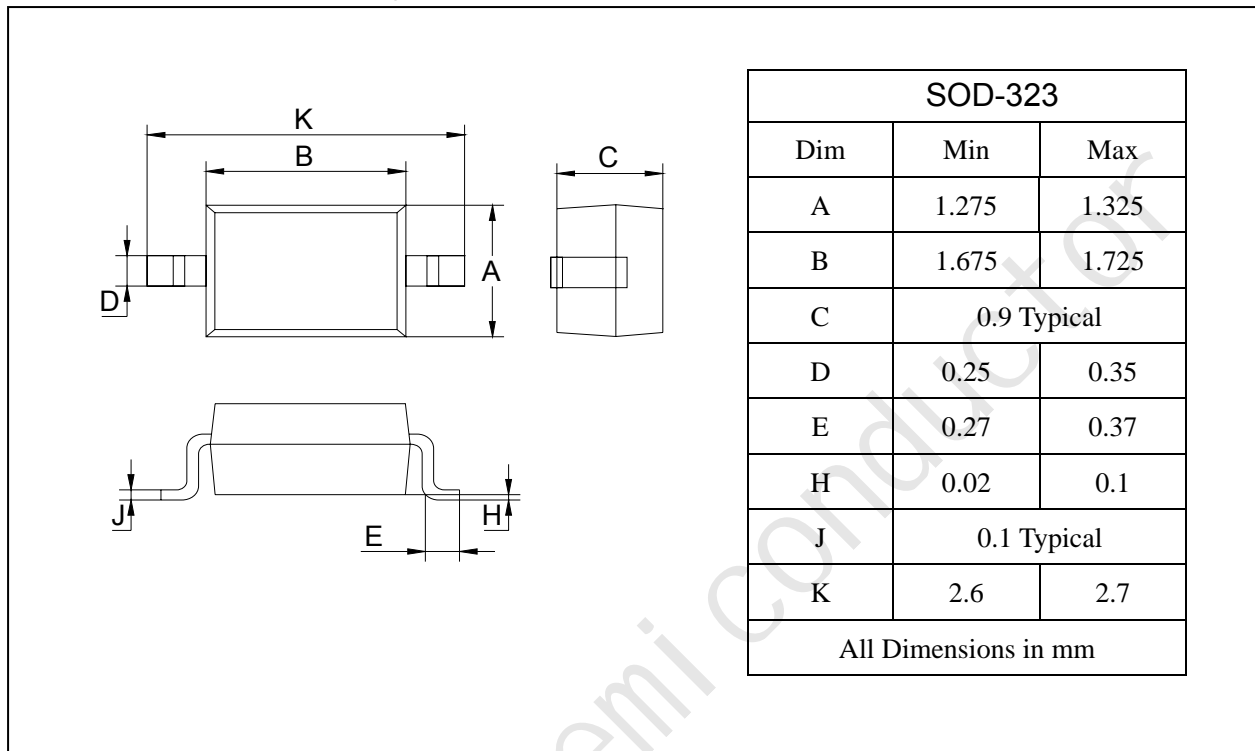
Characteristic	Symbol	Min	Max	Unit	Test Condition
Forward Voltage	V_{FM}	-	1.0 1.25	V	$I_F=100mA$ $I_F=200mA$
Reverse Current BAS321	I_R	-	0.1	μA	$V_R=200V$
Capacitance between terminals	C_T	-	5	pF	$V_R=0, f=1.0MHz$
Reverse Recovery Time	t_{rr}	-	50	ns	$I_F=I_R=30mA,$ $I_{rr}=0.1 \times I_R, R_L=100\Omega$

TYPICAL CHARACTERISTICS @ Ta=25°C unless otherwise specified


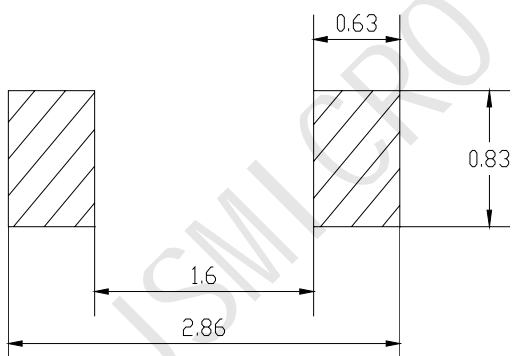
PACKAGE OUTLINE

Plastic surface mounted package

SOD-323



SOLDERING FOOTPRINT



Unit : mm

PACKAGE INFORMATION

Device	Package	Shipping
BAS321	SOD-323	3000/Tape&Reel